

CONTENTS

	Page
Important Contacts	3
Foreword	4
Shelters for Physically Challenged	6
Emergency Shelter Regulations	7
CATEGORY 1 PUBLIC SHELTERS	
Christ Church	9
St. Philip	9
St. James	10
St. Michael	10
St. Peter	11
St. Thomas	11
St. George	11
St. John	12
St. Lucy	12
CATEGORY 1 PRIVATELY OWNED BUSINESS SHELTERS	
St. Philip	14
St. Michael	14
St. Lucy	14
CATEGORY 2 PUBLIC SHELTERS	
Christ Church	16
St. George	16
St. John	17
St. Andrew	17
St. Lucy	17
St. Joseph	18
St. James	18
St. Michael	19
St. Peter	20
St. Thomas	21
St. Philip	21

CATEGORY 2 PRIVATELY OWNED BUSINESS SHELTERS

Page

Christ Church	23
St. Peter	23
St. Philip	24
St. George	24
St. Lucy	24
St. Michael	25

ADDITIONAL SHELTER INFORMATION

Household Disaster Supply Kit	26
Emergency Sheltering	27
Before You Leave Home	28
When You Are Leaving Home	29
At the Shelter	30
Things to do at the Start of The Hurricane Season	31
What to do When a Hurricane Watch is Given	32
What to do When a Hurricane Warning Is Given	33
What to do with your Pets	34
Hurricane Terms	35
List of District Emergency Chairpersons	37

IMPORTANT CONTACTS

Name	Work Address	Home Address
Mrs. Karen Best Chief Shelter Warden	Chief Education Officer Ministry of Education, Technological and Vocational Training Elsie Payne Complex Constitution Road, St. Michael	Lot 18 Balls Land Christ Church Tel: 420-3861 (H) Tel: 535-0609 (W)
Mrs. Joy Adamson Deputy Chief Shelter Warden	Deputy Chief Education Officer Ministry of Education, Technological and Vocational Training Elsie Payne Complex Constitution Road, St. Michael	Tel: 535-0613 (W)
Dr. Roderick Rudder Deputy Chief Shelter Warden	Deputy Chief Education Officer Ministry of Education, Technological and Vocational Training Elsie Payne Complex Constitution Road, St. Michael	Tel: 535-0614 (W)
Miss Kerry Hinds	Director Department of Emergency Management (DEM)	439-8725 (H) 438-7575 (W) 421-8612 (Fax)
DEM Secretariat	#30 Warren's Industrial Park St. Michael	438-7575 421-8768 421-6736 421-7846 421-2119
Police Department		211/430-7100
Fire Service		311/535-7824
Queen Elizabeth Hospital		436-6450
Emergency Ambulance Service		511
Barbados Defence Force		536-2000

FOREWORD

This Emergency Shelters Booklet has been updated to facilitate communication in times of disaster.

The booklet again includes the names, addresses and telephone numbers of key personnel and agencies in addition to senior wardens, deputy senior wardens and emergency wardens. This information is only current up to the time of printing since shelter staff may not be performing their substantive assignments for one reason or another during the period of the event. However, in such cases Shelter Wardens are requested to inform the Chief Shelter Warden as soon as possible so that changes may be disseminated.

While every effort is being made to have this Ministry's annual civil works done during the school's summer vacation, it is expected that some schools will be unavailable as shelters.

You are reminded that there are several natural and man-made hazards, some of them potentially more destructive than hurricanes. These include earthquakes, tidal waves, fires, oil spills and aircraft crashes to mention only a few.

Shelters are listed in two categories, as follows:

- Category 1 - Shelters which may be used during a hurricane or other hazard event.
- Category 2 - Shelters which may be used if they are still in a reasonable condition after a hazard event or disaster.

It should be stressed that persons who seek refuge in shelters do so at their own risk, as no guarantee can be given that any building will remain standing or be habitable after a devastating hurricane, other hazard or disaster. For this reason, it is advisable for persons to remain in their own houses or seek refuge in the homes of friends or relatives or in neighbouring buildings considered to be structurally sound. If you plan to remain at home, a strong room preferably located in the middle of the house should be chosen.

Persons are however advised to prepare emergency kits in case they have to leave their homes. Non-perishable food items should be included to last for at least three (3) days.

The Ministry takes this opportunity to thank all persons who are rendering national service as senior wardens, deputy senior wardens and emergency senior wardens as well as those who assist with the work of the Department of Emergency Management (DEM) as individuals, as members of District Emergency Organisations or any other agencies.

This Booklet should be easily accessible and kept as a constant companion in case a disaster strikes on some unexpected occasion. Please be aware that a list of shelters will be published in the News Media.

Let us hope that Barbados will again this year be spared the ravages of hurricane or any other disasters.

Mrs. Karen Best
Chief Education Officer
(Chief Shelter Warden)
Ministry of Education, Science, Technology and Innovation
Elsie Payne Complex
Constitution Road
St. Michael
Barbados, W.I.

SHELTERS FOR THE PHYSICALLY CHALLENGED

There are fourteen (14) emergency shelters with bathrooms which can be accessed by the Physically Challenged using wheelchairs:

CATEGORY 1

ST. MICHAEL

Dalkeith Methodist Church

CHRIST CHURCH

Blackman and Gollop Primary

ST. GEORGE

Cuthbert Moore Primary

ST. JAMES

Gordon Greenidge Primary

ST. PETER

Coleridge and Parry Secondary
Roland Edward Primary

ST. JOHN

The Lodge School

CATEGORY 2

ST. MICHAEL

St. Leonard's Boys' School
The University of the West Indies

CHRIST CHURCH

St. Matthias Anglican Church

ST. JAMES

West Terrace Primary School

ST. JOSEPH

St. Bernard Primary School

ST. PETER

Alexandra School

ST. LUCY

Daryll Jordan Secondary School



- **Disability code.** This logo indicates shelters with bathroom facilities for the physically challenged.

EMERGENCY SHELTER REGULATIONS

1. The Senior Warden is the supreme authority in the shelter and his/her decision is final.
2. The Emergency Shelter Warden or other Shelter Warden designated by the Senior Warden will be responsible for the Shelter in the absence of the Senior Shelter Warden.
3. The Warden is entitled to call upon any occupant of the Shelter to assist in its operation and every occupant is expected to cooperate to the best of his or her ability.
4. If a State of Emergency is proclaimed at any time under the Emergency Management Act 2006-20, all persons within the shelter will be subject to Orders made under the Act and will be liable for such penalties as may be imposed for failure to comply.
5. The Senior Warden and all assistants are forbidden to accept responsibility for any item of personal property of any occupant of the Shelter.
6. The Department of Emergency Management will NOT be liable for any damage to, or loss of, any property belonging to any occupant.
7. Any person who is seen defacing or in any way damaging the Shelter or any item of its furniture or equipment will be prosecuted.
8. Unseemly, indecent or unsocial behavior such as the use of violence, profane language or drunkenness will not be tolerated and will result in prosecution where any such offence is contrary to the law.
9. No smoking of any kind will be allowed in an Emergency Shelter.
10. The consumption of alcohol or other alcoholic beverages is strictly forbidden in an Emergency Shelter.
11. No firearms will be allowed in an Emergency Shelter.
12. No offensive weapons will be allowed in an Emergency Shelter.

16
CATEGORY 1
PUBLIC SCHOOLS SHELTERS

**Shelters which may be used
during a hurricane or
other emergency event.**

Christ Church: Public Category 1 Shelters

Blackman and Gollop Primary

CATEGORY 1

Accommodation 70

POTABLE AND

NON-POTABLE Water Available



Christ Church Foundation

CATEGORY 1

Accommodation 75

POTABLE AND NON-POTABLE Water Available

Gordon Walters Primary

CATEGORY 1

Accommodation 40

NON-POTABLE Water Available

St. Christopher Primary

CATEGORY 1

Accommodation 75

NON-POTABLE Water Available

St. Philip: Public Category 1 Shelters

Hilda Skeene Primary

CATEGORY 1

Accommodation 32

NON-POTABLE Water Available

St. James: Public Category 1 Shelters

Gordon Greenidge Primary

CATEGORY 1

Accommodation 50

NON-POTABLE Water Available



MINOR REPAIRS

Queens College

CATEGORY 1

Accommodation 100

NON-POTABLE Water Available

St. Michael: Public Category 1 Shelters

Combermere School

CATEGORY 1

Accommodation 100

Ellerslie Secondary School

CATEGORY 1

Accommodation 55

POTABLE AND NON-POTABLE Water Available

St. Peter: Public Category 1 Shelters

Coleridge and Parry School
CATEGORY 1
Accommodation 165
NON-POTABLE Water Available



Roland Edwards Primary
CATEGORY 1
Accommodation 35
Water Tank Available
NON-POTABLE Water Available



St. Thomas: Public Category 1 Shelters

Lester Vaughan School
CATEGORY 1
Accommodation 115

Hillaby/Turners Hall
CATEGORY 1
Accommodation 35
POTABLE Water Available

St. George: Public Category 1 Shelters

Cuthbert Moore Primary
CATEGORY 1
Accommodation 60
NON-POTABLE Water Available



St. John: Public Category 1 Shelters

The Lodge School

CATEGORY 1

Accommodation 195

POTABLE Water Available



St. Lucy: Public Category 1 Shelters

Ignatius Byer Primary

CATEGORY 1

Accommodation 22

NON-POTABLE Water Available

5
CATEGORY 1
PRIVATELY OWNED
BUSINESS SHELTERS

**Shelters which may be used
during a hurricane or
other emergency event.**

St. Philip: Category 1 Privately Owned Business Shelters

Six Roads Church of Christ

CATEGORY 1

Accommodation 40

Six Roads Seventh Day Adventist

CATEGORY 1

Accommodation 22

St. Michael: Category 1 Privately Owned Business Shelters

Black Rock Seventh Day Adventist

CATEGORY 1

Accommodation 22

Dalkeith Methodist Church

CATEGORY 1

Accommodation 34



St. Lucy: Category 1 Privately Owned Business Shelters

Connell Pentecostal House of Prayer

CATEGORY 1

Accommodation 50

WATER COOLER

34
CATEGORY 2
PUBLIC SCHOOLS SHELTERS

**Shelters which may be used
after a hurricane or other
emergency event.**

Christ Church: Public Category 2 Shelters

Milton Lynch Primary

CATEGORY 2

Accommodation 55

NON-POTABLE Water Available

St. Bartholomew Primary

CATEGORY 2

Accommodation 36

NON-POTABLE Water Available

St. George: Public Category 2 Shelters

St. George Primary

CATEGORY 2

Accommodation 40

NON-POTABLE Water Available

Ellerton Primary

CATEGORY 2

Accommodation 22

NON-POTABLE Water Available

St. John: Public Category 2 Shelters

St. Margaret's Primary

CATEGORY 2

Accommodation 40

POTABLE Water Available

MINOR REPAIRS

St. Andrew: Category 2 Shelters

A. Dacosta Edwards Primary

CATEGORY 2

Accommodation 40

POTABLE Water Available

MINOR REPAIRS

St. Lucy: Public Category 2 Shelters

Daryll Jordan Secondary

CATEGORY 2

Accommodation 150

NON-POTABLE Water Available



Selah Primary

CATEGORY 2

Accommodation 150

POTABLE and NON-POTABLE Water Available

MINOR REPAIRS

St. Joseph: Public Category 2 Shelters

Grantley Adams Memorial

CATEGORY 2

Accommodation 135

NON-POTABLE Water Available

St. Bernard Primary

CATEGORY 2

Accommodation 37

POTABLE Water Available



St. Joseph Primary

CATEGORY 2

Accommodation 33

POTABLE Water Available

St. James: Public Category 2 Shelters

West Terrace Primary

CATEGORY 2

Accommodation 100

NON-POTABLE Water Available



Good Shepherd Primary

CATEGORY 2

Accommodation 33

St. Silas Primary

CATEGORY 2



Accommodation 18

POTABLE Water Available

St. Michael: Public Category 2 Shelters

<p>Barbados Community College CATEGORY 2 Accommodation 178</p>
<p>George Lamming Primary CATEGORY 3 Accommodation 72 POTABLE Water Available</p>
<p>St. Paul's Primary CATEGORY 2 Accommodation 24</p>
<p>Grantley Prescod Memorial CATEGORY 2 Accommodation 60 POTABLE Water Available</p>
<p>Harrison College CATEGORY 2 Accommodation 60</p>
<p>Hindsbury Primary CATEGORY 2 Accommodation 70 NON-POTABLE Water Available</p>
<p>Lawrence T. Gay Memorial CATEGORY 2 Accommodation 33 NON-POTABLE Water Available</p>
<p>St. Ambrose Primary CATEGORY 2 Accommodation 70 POTABLE Water Available</p>

St. Michael: Public Category 2 Shelters

<p>Luther Thorne Memorial CATEGORY 2 Accommodation 100 NON-POTABLE Water Available</p>
<p>The University of the West Indies CATEGORY 2 Accommodation 100</p> 
<p>The St. Michael School CATEGORY 2 Accommodation 105</p>
<p>St. Leonard's Boys' School CATEGORY 2 Accommodation 55 NON-POTABLE Water Available</p> 
<p>Westbury Primary CATEGORY 2 Accommodation 100 NON-POTABLE Water Available</p>

St. Peter: Public Category 2 Shelters

<p>Alexandra School CATEGORY 2 Accommodation 100</p> 
<p>All Saints Primary CATEGORY 2 Accommodation 42 NON-POTABLE Water Available</p>

St. Thomas: Public Category 2 Shelters

Sharon Primary

CATEGORY 2

Accommodation 40

POTABLE Water Available

St. Philip: Public Category 2 Shelters

Princess Margaret Secondary

CATEGORY 2

Accommodation 60

NON-POTABLE Water Available

St. Catherine's Primary

CATEGORY 2

Accommodation 40

POTABLE Water Available

Bayley's Primary

CATEGORY 2

Accommodation 40

POTABLE Water Available

Reynold Weekes Primary

CATEGORY 2

Accommodation 60

POTABLE Water Available

17
CATEGORY 2
PRIVATELY OWNED
BUSINESS SHELTERS

**Shelters which may be used
after a hurricane or
other emergency event.**

Christ Church: Category 2 Privately Owned Business Shelters

<p>Christ Church Parish Church CATEGORY 2 Accommodation 70</p>
<p>Salvation Army Church (Wotton) CATEGORY 2 Accommodation 40</p>
<p>St. Christopher Church CATEGORY 2 Accommodation 55 POTABLE AND NON-POTABLE Water Available</p>
<p>St. Matthias Church CATEGORY 2 Accommodation 40</p>
<p>Cane Vale Seventh Day Adventist Church CATEGORY 2 Accommodation 84</p>
<p>Hawthorne Methodist Church CATEGORY 2 Accommodation 60</p>



St. Peter: Category 2 Privately Owned Business Shelters

<p>ST. PETER</p> <p>St. Philip-the-Less Church CATEGORY 2 Accommodation 45</p>
--

St. Philip: Category 2 Privately Owned Business Shelters

Four Square Nazarene Church

CATEGORY 2

Accommodation 35

Gemswick Nazarene Church

CATEGORY 2

Accommodation 48

Ruby Nazarene Church

CATEGORY 2

Accommodation 30

St. Catherine's Church

CATEGORY 2

Accommodation 40

St. George: Category 2 Privately Owned Business Shelters

St. George Parish Church

CATEGORY 2

Accommodation 80

St. Lucy: Category 2 Privately Owned Business Shelters

St. Lucy Parish Church

CATEGORY 2

Accommodation 150

St. Michael: Category 2 Privately Owned Business Shelters

Chapman Street Church of God

CATEGORY 2

Accommodation 50

Government Hill Seventh Day Adventist

CATEGORY 2

Accommodation 60

St. Barnabas Day Care Centre

CATEGORY 2

Accommodation 46

St. Matthew's Church

CATEGORY 2

Accommodation 70

ADDITIONAL SHELTER INFORMATION

HOUSEHOLD DISASTER SUPPLY KIT

Listed below are the most important items for a Disaster Supply Kit. One should stock up and replenish as necessary, especially at the beginning of the Hurricane Season (June 1):

- Two-weeks supply of prescription medicines.
- Two-weeks supply of non-perishable/special dietary foods.
- Drinking water in containers: 1 gal per person/per day for two weeks.
- Water purification kit (tablets, bleach, chlorine (plain) and iodine).
- Flashlights and batteries for each member of the family.
- Portable radio and (7 sets) batteries.
- First Aid book and kit including bandages, antiseptic, tape, compresses, non-aspirin pain reliever, anti-diarrhea medication.
- Two coolers (one to keep food and one for ice).
- Plastic tarp for roof/window repair, screening, tools, nails, etc.
- Infant necessities (medicine, sterile water, diapers, ready formula, bottles).
- Clean-up supplies (mop, buckets, towels, disinfectant).
- Non-electric can opener
- Plastic trash bags.
- Toilet paper, paper towels, hand sanitizer and pre-moisturized towelettes.
- Fire extinguisher.
- Complete set of clothes, shoes, gloves, rain gear etc.
- Personal sanitary items.
- Important documents (stored in water-tight plastic bags or plastic containers).

EMERGENCY SHELTERING

One of the realities of emergencies and disasters of all kinds is that people may be forced to leave their homes; firstly, because of the threat of a hazard impact or secondly, their homes may have been destroyed or damaged extensively by the event.

Shelter is a basic human need. In addition to water, food, health and personal care, shelter is crucial to survival in an emergency or disaster. In addition to survival, good shelter promotes the maintenance of health and safeguards the population from the potential negative impacts of exposure to the physical environment. However, emergency shelters are not expected to become permanent homes for evacuated persons.

Shelters are structurally sound buildings, in safe locations that are designated in the planning stages of Disaster Management Programmes to house victims of an emergency or disaster and to provide for their immediate needs. The period of occupation at these facilities is usually a very brief one extending not more than a few days, but may be lengthened depending on the severity of impact on the affected community.

Sheltering in a national emergency shelter should be your last resort. Persons should always make prior arrangements to seek shelter at a family or friend first – it would be much more comfortable. Wherever you go, take provisions with you. However, if you have to evacuate to a public shelter, you should follow the guidelines below:

- Be aware of emergency shelters located in your area. This information can be obtained from the Department of Emergency Management or from your District Emergency Organization (DEO). Contact numbers can be found on page 37.
- Do not attempt to seek refuge in a shelter unless notified by authorities that it has been officially opened.
- Listen for evacuation advice and leave promptly when advised by authorities to do so.
- Recognize that a public shelter's primary function is to provide refuge, that is, a roof over your head.
- Pets, weapons, alcoholic beverages and narcotics will NOT be allowed in a shelter. Cigarette or cigar smoking will NOT be permitted.

BEFORE YOU LEAVE HOME

- Be sure your family is well fed before you take them to the home of a friend or to a public shelter.
- Fill as many containers as possible with water and store in refrigerator. Fill bathtub and washing machine with water. (You may need this supply when you return.)
- Shut off water and electricity at their main switches. Do not touch any electrical equipment unless it is in a dry area or you are standing on a piece of dry wood with rubber footwear and gloves.
- Shut off valve on propane gas tank. Leave outside and anchor securely.
- Lock windows and doors.
- Have plenty of newspaper for sanitary purposes.
- No pets are allowed in Shelters. If possible, arrange to leave your pets with a friend or release pet inside house. Do not leave any pet outside or tied up during a hurricane. Leave plenty of water. Remove toilet tank lid and raise toilet seat so pet can drink. Brace bathroom door to stay open.
- Take small valuables and the following important papers but travel light: Driver's license or other identification, bankbook/cards, insurance policies, property inventory and photos, device to convey special medical information. Shelter Managers will not be responsible for the storage of valuable items.

WHEN YOU ARE LEAVING HOME

- Leave early, in daylight if possible.
- Avoid already flooded areas. Do not attempt to cross any stretch of floodwaters on foot if the water is above your knees.
- Do not drive where water is over roads. Under those floodwaters, the road could already be washed away. The rising waters could lift your car and carry it away. There may be no available help on site.
- Drive carefully; do not travel further than necessary. Roads may be jammed or blocked.
- Take extra precautions if you are told to evacuate at night. Darkness hides the flood dangers. If you suddenly find yourself driving through floodwaters and your car stalls, get out immediately and climb to higher ground. A stranded automobile could become a coffin.
- When you have found a safe refuge, stay put! Many people have lost their lives trying to go from one place to another.

AT THE SHELTER

If you know that your home is not secure or safe, or if you have been advised by the Department of Emergency Management (D.E.M) to evacuate, go to the nearest Emergency Shelter.

Bring the following items to the Shelter for your health and comfort:-

1. BLANKET
 2. PILLOW
 3. FOLDING CHAIR, LOUNGE CHAIR, COT OR SLEEPING BAG
 4. FLASH LIGHT PORTABLE RADIO AND BATTERIES
 5. MEDICATION
 6. SPECIAL FOODS (Diet, Baby Food etc.)
 7. DIAPERS AND OTHER BABY NEEDS
 8. EXTRA CLOTHING, SHOES, EYE GLASSES ETC
 9. BOOKS, PLAYING CARDS, QUIET GAMES AND TOYS FOR SMALL CHILDREN
 10. 3 DAYS SUPPLY OF WATER AND FOOD
- Register each member of your family/group as soon as you enter the Shelter.
 - If conflicts arise between shelter occupants, the shelter manager will decide the course of action.
 - Remember keeping the shelter facility clean and sanitary is everyone's responsibility.

THINGS TO DO AT THE START OF THE HURRICANE SEASON

- Check on these emergency items: water, boots, raincoats, flashlights and batteries, battery powered radio, battery-powered lamp, matches, hurricane shutters, etc.
- Clear all limbs and rotten tree branches.
- **DO NOT** attempt to cut branches or trees that may fall or have fallen on the wires.
- **DO NOT** pack refrigerator or freezer with lots of perishable foods.
- Have on hand simple First-Aid supplies.
- Stock up on 4-5 days supply of food that does not need cooking or refrigeration.
- Open flame lamps and candles create a possible fire hazard. Use flashlights or battery powered lamps.
- Be sure you have adequate insurance coverage.
- Check your roof annually for loose screws or nails and damaged roof sheeting. Repair and replace as necessary.
- If you are a Business owner, take the necessary precautions. If a storm threatens, secure your building. Cover windows and cover and move equipment/furniture to a secure area. ALWAYS protect your data with backup files. If dependent on data processing, consider storage at an alternate site. Also, make provisions for alternate communications and power.

WHAT TO DO WHEN A HURRICANE WATCH IS GIVEN

- Listen for weather updates on the local radio and television stations. Do not trust rumours, and stay tuned to the latest information.
- Check your disaster supplies kit. Obtain any needed items.
- Refill prescriptions. Maintain at least a two-week supply during the hurricane season.
- Clear yard of potential flying debris. E.g. patio furniture, potted plants, bicycles and trash cans.
- Clean containers for drinking water and bathtubs for storing clean water. Plan on three gallons per person, per day for all uses.
- Protect your windows and glass doors. If shutters have not been installed, you may also use pre-cut plywood. NOTE: tape does not prevent windows from breaking, so taping windows is not recommended.
- Fill your car's gas tank and check oil, water and tires. Remember that gas pumps do not operate without electricity.
- If you own a boat, secure it early.
- Owners of swimming pools should leave them filled and super-chlorinated. (cover the filtration system)
- Get cash. Banks and ATMs will not be in operation without electricity and few stores will be able to accept credit cards, debit cards or personal checks.
- Always have some form of personal identification on your person – ID card, Driver's Licence or Passport.

WHAT TO DO WHEN A HURRICANE WARNING IS GIVEN

- Listen to the advice of local officials, and leave your location if they tell you to do so.
- Complete preparation activities. Make sure your windows are protected and home secured.
- If you are not advised to evacuate, stay indoors, and away from windows.
- Have at least a two-week supply of non-perishable foods.
- During the storm, stay inside and away from windows, skylights and glass doors. Find a safe area in your home - an interior, reinforced room, closet or bathroom at ground level.
- Wait for official All Clear. Do not be fooled by the storm's calm "eye". The worst part of the hurricane occurs once the "eye" passes over and the winds blow from the opposite direction. Trees, shrubs, buildings and other objects damaged by the first winds can be further destroyed by the second winds.
- If you lose power, turn off major appliances to reduce the possibility of damage.
- Be alert for storm surges that may result in further damages to properties along coastal areas.
- If flooding threatens your home, turn off electricity at the main breaker.


WHAT TO DO WITH YOUR PETS

Pet owners are responsible for the protection of their pets during disaster events. If you plan to evacuate, plan for your pet as well. Pets are not allowed in public emergency shelters so it is advisable to make prior arrangements to shelter pets. If you go to friends or relatives, and if it is okay to take your pets; also take your Pet Survival Kit as well.

Pet Survival Kit

- Proper ID collar/tag
- Carrier or cage
- Leash
- Ample food supply (at least two weeks) - moist food is recommended to preserve water
- Water/food bowls
- Any necessary medication/s
- Plenty of newspaper for sanitary purposes

After the disaster event has passed, be careful in allowing your pets outside as familiar scents and landmarks may have been altered causing your pets to become confused and lost. Also, downed power lines, damaged buildings and animals and insects brought with the disaster could also present real dangers to your pet. Take care not to allow your pet to consume food or water which may have become contaminated.



HURRICANE TERMS

- **Tropical Wave:** A kink or bend in the normally straight flow of surface air in the tropics which forms a low pressure trough, or pressure boundary, and showers and thunderstorms. Can develop into a tropical cyclone.
- **Tropical Depression:** A tropical cyclone with maximum sustained winds near the surface of less than 39 mph.
- **Tropical Storm:** Tropical cyclone with winds of 39 to 74 mph.
- **Tropical Storm Alert:** Tropical storm conditions (34-73 mph) are expected within 48 hours.
- **Tropical Storm Watch:** Tropical storm conditions (34-73 mph) are expected within 36 hours.
- **Tropical Storm Warning:** Tropical storm conditions (34-73 mph) are expected within 24 hours.
- **Tropical Storm All Clear:** This means that the storm has left the area, but caution should prevail.
- **Hurricane:** A tropical cyclone with winds of 74 mph or more. Normally applied to such storms in the Atlantic Basin and the Pacific Ocean east of the International Date Line.
- **Hurricane Alert:** Hurricane conditions are possible (winds greater than 73 mph) within 48 hours.
- **Hurricane Watch:** Hurricane conditions are possible and may threaten land within 36 hours.
- **Hurricane Warning:** Hurricane conditions are expected to make land-fall within 24 hours.
- **Hurricane All Clear:** This means that the hurricane has left the area, but caution should prevail.
- **Storm surge:** The dome of water that builds up as a hurricane moves over water. As this water comes ashore with the storm, it causes flooding (usually a hurricane's biggest killer).
- **Eye:** The low pressure center of a hurricane. Winds are normally calm and sometimes the sky clears.

HURRICANE TERMS

- **Eye wall:** The ring of thunderstorms that surrounds a hurricane's eye. The heaviest rain, strongest winds and worst turbulence are normally in the eye wall.
- **Knot:** A measure of speed. To convert nautical miles to miles or knots to miles per hour, multiply by 1.15. To convert miles to nautical miles or miles per hour to knots, divide by 1.15.
- **Millibar:** A metric measurement of air pressure.
- **Barometric Pressure:** The force exerted on a surface of unit area caused by the weight of the air column above, atmospheric pressure. It indicates the presence and movement of weather patterns and affects many physical measurements.
- **North Atlantic Basin/Atlantic Basin):** The Atlantic Ocean north of the equator, the Caribbean Sea, and the Gulf of Mexico.

LIST OF DISTRICT EMERGENCY ORGANISATIONS

DISTRICT	CHAIRPERSON	TELEPHONE NOS.
CHRIST CHURCH WEST CENTRAL	Mr. Charles Legall	624-8211 (H) 237-4076 (C)
CHRIST CHURCH WEST	Mr. Orlando Alleyne	427-9525 (H)
CHRIST CHURCH SOUTH	Ms. Marseta Walcott	420-2010 (H)
CHRIST CHURCH EAST CENTRAL	Mr. Collin Rice	261-7419 (C)
ST. ANDREW	Ms. Hyacinth Rasmeay	422-9159 (H) 261-7419 (C)
ST. JAMES CENTRAL	Mr. Selwyn Brooks	421-9101 (H) 232-7381 (C)
ST. JAMES SOUTH	Mr. Richard Burke	548-0146 (H) 827-8570 (C)
ST. GEORGE SOUTH	Mr. Roger Padmore	417-8348 (W) 230-6493 (C)
ST. GEORGE NORTH	Mr. Roderick Yard	425-2349 (H) 696-0974 (C)
ST. JOHN	Mr. John Haynes	433-5559 (H) 826-5559 (C)
ST. JOSEPH	Ms. Heather Walrond	433-8927 (H)
ST. LUCY	Ms. Rontae Johnson-Annius	439-8169 (H) 268-5122 (C)
BRIDGETOWN	Mr. Samuel Holder	831-5990 (C)

DISTRICT	CHAIRPERSON	TELEPHONE NOS.
ST. MICHAEL SOUTH	Mr. Leonard Headley	240-1729 (C)
ST. MICHAEL NORTH WEST	Ms. Doriel Gill-Skinner	425-6370 (H) 240-8559 (C)
ST. MICHAEL NORTH	Mr. John Downes	425-4798 (H) 264-0646 (C)
ST. MICHAEL SOUTH CENTRAL	Mr. Barton Green	242-0748 (C)
ST. MICHAEL SOUTH EAST	Ms. Sophia Greaves-Broome	832-4130 (C)
ST. PETER	Mr. Dave Hurley	243-6009 (C)
ST. PHILIP NORTH	Ms. Maria Mayers	423-9592 (H) 242-8391 (C)
ST. PHILIP SOUTH	Mr. Trevor Blenman	571-9893 (H) 822-1160 (C)
ST. PHILIP WEST	Mr. Ian Smitten	228-7855 (H) 245-7606 (C)
ST. THOMAS	Ms. Cheryl Padmore	249-8275 (C)